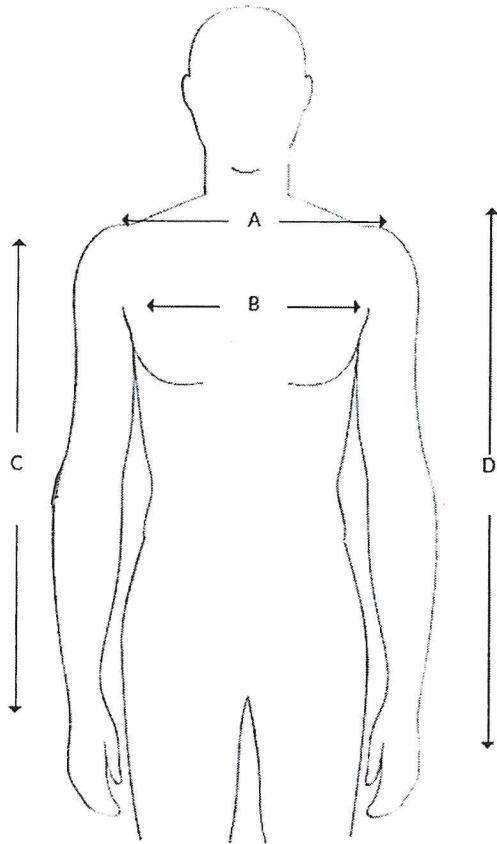


SIZE CHART EASY MAN 1.0



S	M	L	XL	2XL	3XL
A - 43.10 cm	A - 44.30 cm	A - 45.50 cm	A - 47.00 cm	A - 48.50 cm	A - 50.00 cm
B - 48.50 cm	B - 51.00 cm	B - 53.50 cm	B - 56.50 cm	B - 59.50 cm	B - 62.50 cm
C - 64.70 cm	C - 66.10 cm	C - 67.50 cm	C - 69.25 cm	C - 71.00 cm	C - 71.70 cm
D - 62.20 cm	D - 64.50 cm	D - 66.70 cm	D - 69.00 cm	D - 71.30 cm	D - 73.50 cm

A - BACK SHOULDERS WIDTH

The shoulders size must be measured in the back.
It is the measurement from the tip of one shoulder to the other.

B - CHEST WIDHT

The chest size must be measured by passing the meterstick under the armpits.
The chest widht is the mesasurement of the cheast largest part.

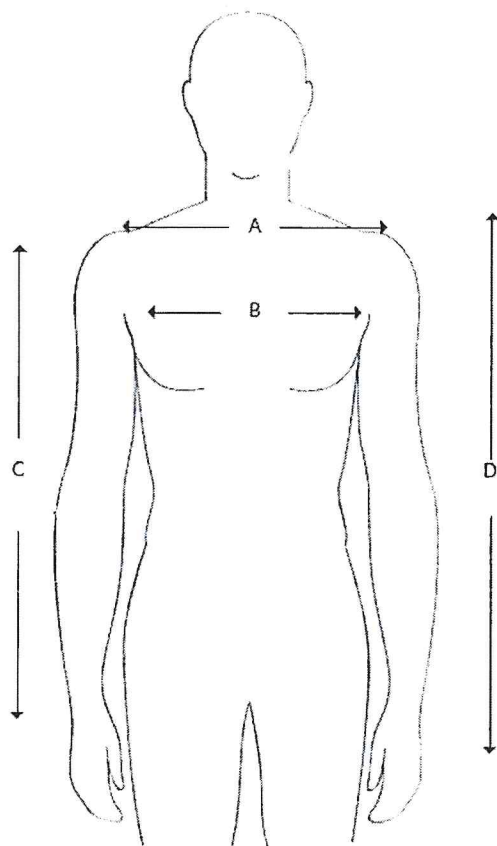
C - SLEEVE LENGTH

The sleeve lenght is the measurement from the shoulder to the wrist

D - FRONT LENGHT

The front lenght is the measurement from the neckline shoulder cut to the waistband

SIZE CHART EASY MAN PRO



S	M	L	XL	2XL	3XL
A - 45.10 cm	A - 46.30 cm	A - 47.50 cm	A - 49.00 cm	A - 50.50 cm	A - 52.00 cm
B - 48.50 cm	B - 51.00 cm	B - 53.50 cm	B - 56.50 cm	B - 59.50 cm	B - 62.50 cm
C - 64.70 cm	C - 66.10 cm	C - 67.50 cm	C - 69.25 cm	C - 71.00 cm	C - 71.75 cm
D - 62.20 cm	D - 64.45 cm	D - 66.70 cm	D - 68.95 cm	D - 71.20 cm	D - 73.45 cm

A - BACK SHOULDERS WIDTH

The shoulders size must be measured in the back.
It is the measurement from the tip of one shoulder to the other.

B - CHEST WIDHT

The chest size must be measured by passing the meterstick under the armpits.
The chest widht is the mesasurement of the cheast largest part.

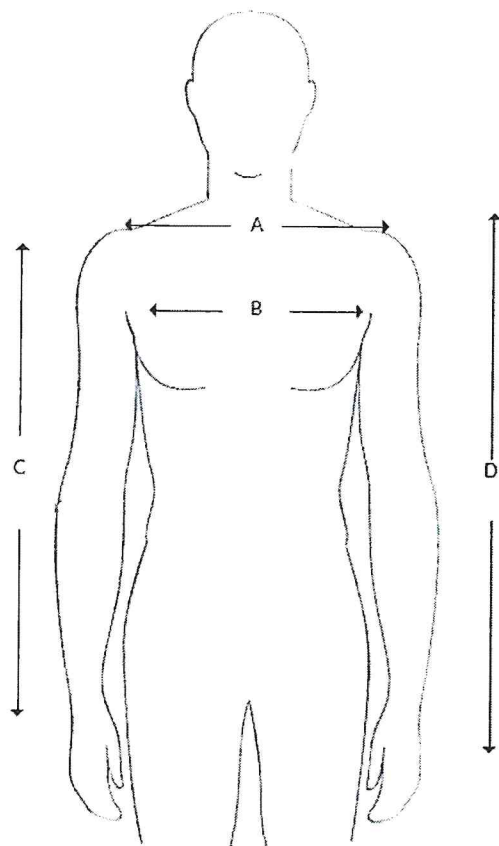
C - SLEEVE LENGTH

The sleeve lenght is the measurement from the shoulder to the wrist

D - FRONT LENGHT

The front lenght is the measurement from the neckline shoulder cut to the waistband

SIZE CHART EASY RIDER AIR



S	M	L	XL	2XL	3XL
A - 43.10 cm	A - 44.30 cm	A - 45.50 cm	A - 47.00 cm	A - 49.00 cm	A - 51.00 cm
B - 49.50 cm	B - 52.00 cm	B - 54.50 cm	B - 57.50 cm	B - 61.00 cm	B - 64.50 cm
C - 64.70 cm	C - 66.10 cm	C - 67.50 cm	C - 68.75 cm	C - 69.75 cm	C - 70.75 cm
D - 62.20 cm	D - 64.50 cm	D - 66.70 cm	D - 69.00 cm	D - 71.30 cm	D - 73.50 cm

A - BACK SHOULDERS WIDTH

The shoulders size must be measured in the back.

It is the measurement from the tip of one shoulder to the other.

B - CHEST WIDHT

The chest size must be measured by passing the meterstick under the armpits.

The chest widht is the mesasurement of the cheast largest part.

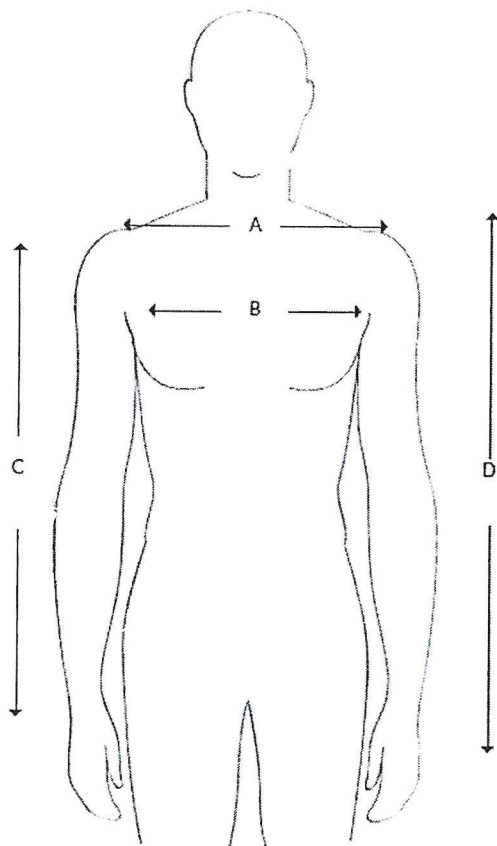
C - SLEEVE LENGTH

The sleeve lenght is the measurement from the shoulder to the wrist

D - FRONT LENGHT

The front lenght is the measurement from the neckline shoulder cut to the waistband

SIZE CHART THOR AIR



S	M	L	XL	2XL	3XL
A - 47.10 cm	A - 48.30 cm	A - 49.50 cm	A - 51.00 cm	A - 52.50 cm	A - 54.00 cm
B - 54.00 cm	B - 56.50 cm	B - 59.00 cm	B - 62.00 cm	B - 65.00 cm	B - 68.00 cm
C - 65.45 cm	C - 66.85 cm	C - 68.25 cm	C - 70.00 cm	C - 71.75 cm	C - 72.50 cm
D - 64.00 cm	D - 66.25 cm	D - 66.50 cm	D - 68.75 cm	D - 69.00 cm	D - 71.25 cm

A - BACK SHOULDERS WIDTH

The shoulders size must be measured in the back.
It is the measurement from the tip of one shoulder to the other.

B - CHEST WIDHT

The chest size must be measured by passing the meterstick under the armpits.
The chest widht is the mesasurement of the cheast largest part.

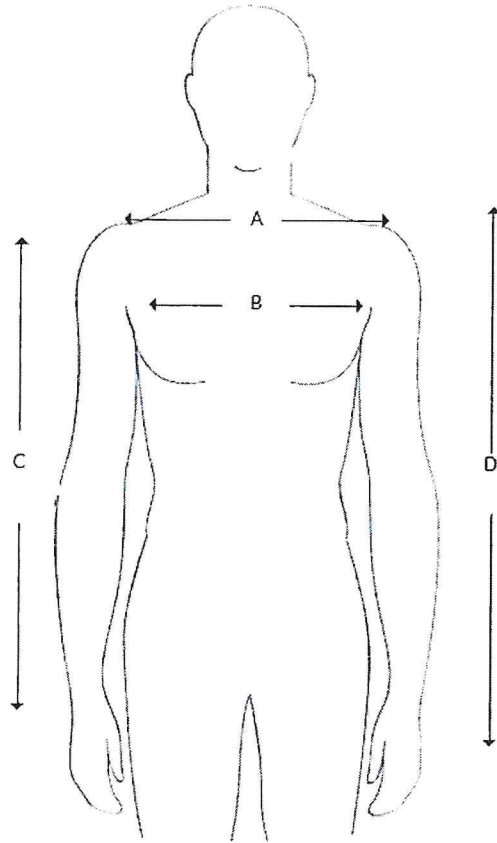
C - SLEEVE LENGHT

The sleeve lenght is the measurement from the shoulder to the wrist

D - FRONT LENGHT

The front lenght is the measurement from the neckline shoulder cut to the waistband

SIZE CHART MAVERICK



S	M	L	XL	2XL	3XL
A - 47.10 cm	A - 48.30 cm	A - 49.50 cm	A - 51.00 cm	A - 52.50 cm	A - 54.00 cm
B - 55.00 cm	B - 57.50 cm	B - 60.00 cm	B - 63.00 cm	B - 66.00 cm	B - 69.00 cm
C - 88.00 cm	C - 90.00 cm	C - 92.00 cm	C - 94.50 cm	C - 97.00 cm	C - 98.50 cm
D - 64.70 cm	D - 66.10 cm	D - 67.50 cm	D - 69.25 cm	D - 71.00 cm	D - 71.75 cm

A - BACK SHOULDERS WIDTH

The shoulders size must be measured in the back.

It is the measurement from the tip of one shoulder to the other.

B - CHEST WIDHT

The chest size must be measured by passing the meterstick under the armpits.

The chest widht is the mesasurement of the cheast largest part.

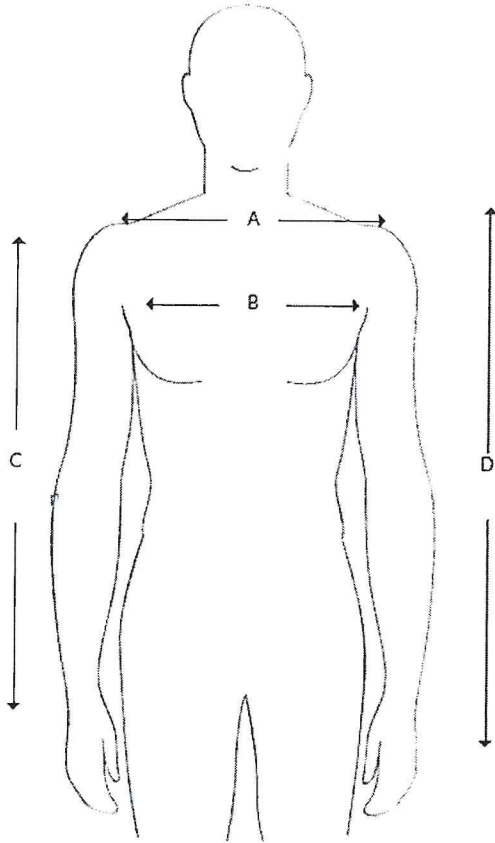
C - SLEEVE LENGHT

The sleeve lenght is the measurement from the shoulder to the wrist

D - FRONT LENGHT

The front lenght is the measurement from the neckline shoulder cut to the waistband

SIZE CHART ETHAN



S	M	L	XL	2XL	3XL
A - 47.10 cm	A - 48.30 cm	A - 49.50 cm	A - 51.00 cm	A - 52.50 cm	A - 54.00 cm
B - 54.00 cm	B - 56.50 cm	B - 59.00 cm	B - 62.00 cm	B - 65.00 cm	B - 68.00 cm
C - 65.45 cm	C - 66.85 cm	C - 68.25 cm	C - 70.00 cm	C - 71.75 cm	C - 72.50 cm
D - 74.10 cm	D - 75.60 cm	D - 77.10 cm	D - 78.60 cm	D - 80.10 cm	D - 81.60 cm

A - BACK SHOULDERS WIDTH

The shoulders size must be measured in the back.
It is the measurement from the tip of one shoulder to the other.

B - CHEST WIDHT

The chest size must be measured by passing the meterstick under the armpits.
The chest widht is the mesasurement of the cheast largest part.

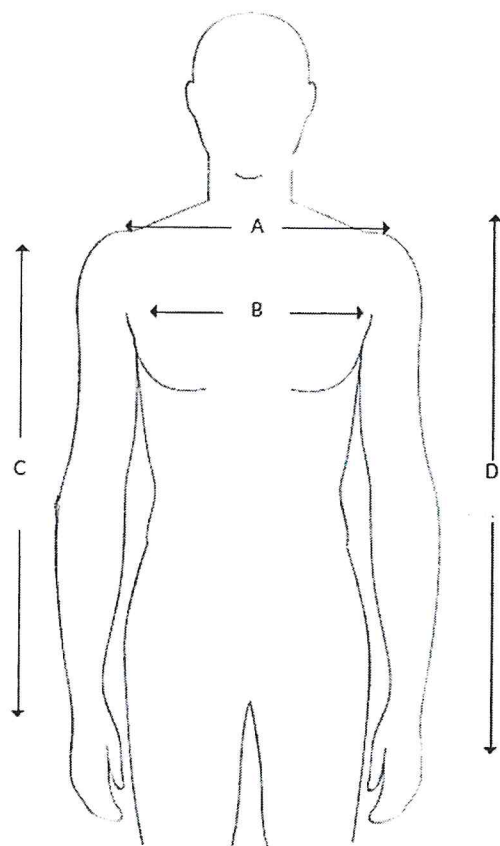
C - SLEEVE LENGTH

The sleeve lenght is the measurement from the shoulder to the wrist

D - FRONT LENGHT

The front lenght is the measurement from the neckline shoulder cut to the waistband

SIZE CHART SPRING PULL MAN



S	M	L	XL	2XL	3XL
A - 46.60 cm	A - 47.80 cm	A - 49.00 cm	A - 50.50 cm	A - 52.00 cm	A - 53.50 cm
B - 55.00 cm	B - 57.50 cm	B - 60.00 cm	B - 63.00 cm	B - 66.00 cm	B - 69.00 cm
C - 65.70 cm	C - 67.10 cm	C - 68.50 cm	C - 70.25 cm	C - 72.00 cm	C - 72.75 cm
D - 65.80 cm	D - 66.40 cm	D - 69.00 cm	D - 71.25 cm	D - 71.50 cm	D - 73.75 cm

A - BACK SHOULDERS WIDTH

The shoulders size must be measured in the back.

It is the measurement from the tip of one shoulder to the other.

B - CHEST WIDHT

The chest size must be measured by passing the meterstick under the armpits.

The chest widht is the mesasurement of the cheast largest part.

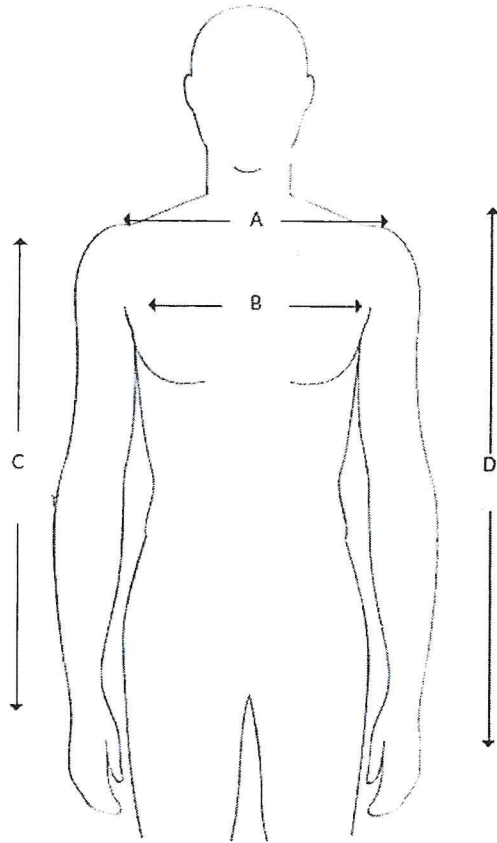
C - SLEEVE LENGTH

The sleeve lenght is the measurement from the shoulder to the wrist

D - FRONT LENGHT

The front lenght is the measurement from the neckline shoulder cut to the waistband

SIZE CHART SPRING PULL WOMAN



XS	S	M	L	XL
A - 46.00 cm	A - 47.00 cm	A - 48.20 cm	A - 49.40 cm	A - 50.40 cm
B - 53.00 cm	B - 55.00 cm	B - 57.50 cm	B - 60.00 cm	B - 62.50 cm
C - 59.60 cm	C - 60.50 cm	C - 61.40 cm	C - 62.30 cm	C - 63.20 cm
D - 67.20 cm	D - 67.70 cm	D - 70.40 cm	D - 71.10 cm	D - 71.80 cm

A - BACK SHOULDERS WIDTH

The shoulders size must be measured in the back.
It is the measurement from the tip of one shoulder to the other.

B - CHEST WIDHT

The chest size must be measured by passing the meterstick under the armpits.
The chest widht is the mesasurement of the cheast largest part.

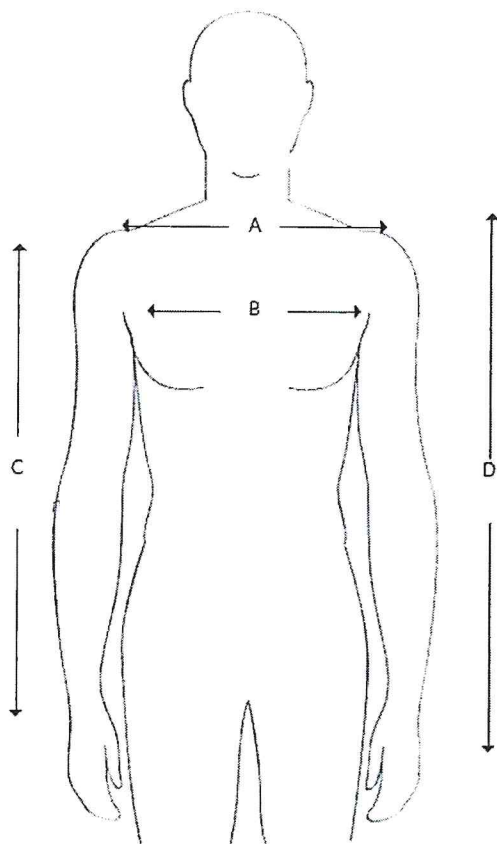
C - SLEEVE LENGTH

The sleeve lenght is the measurement from the shoulder to the wrist

D - FRONT LENGHT

The front lenght is the measurement from the neckline shoulder cut to the waistband

SIZE CHART EASY WINTER MAN 2.0



S	M	L	XL	2XL	3XL
A - 47.10 cm	A - 48.30 cm	A - 49.50 cm	A - 51.00 cm	A - 52.50 cm	A - 54.00 cm
B - 55.00 cm	B - 57.50 cm	B - 60.00 cm	B - 63.00 cm	B - 66.00 cm	B - 69.00 cm
C - 65.70 cm	C - 67.10 cm	C - 68.50 cm	C - 70.25 cm	C - 72.00 cm	C - 72.75 cm
D - 70.60 cm	D - 72.75 cm	D - 72.90 cm	D - 75.05 cm	D - 75.20 cm	D - 77.35 cm

A - BACK SHOULDERS WIDTH

The shoulders size must be measured in the back.

It is the measurement from the tip of one shoulder to the other.

B - CHEST WIDHT

The chest size must be measured by passing the meterstick under the armpits.

The chest widht is the mesasurement of the cheast largest part.

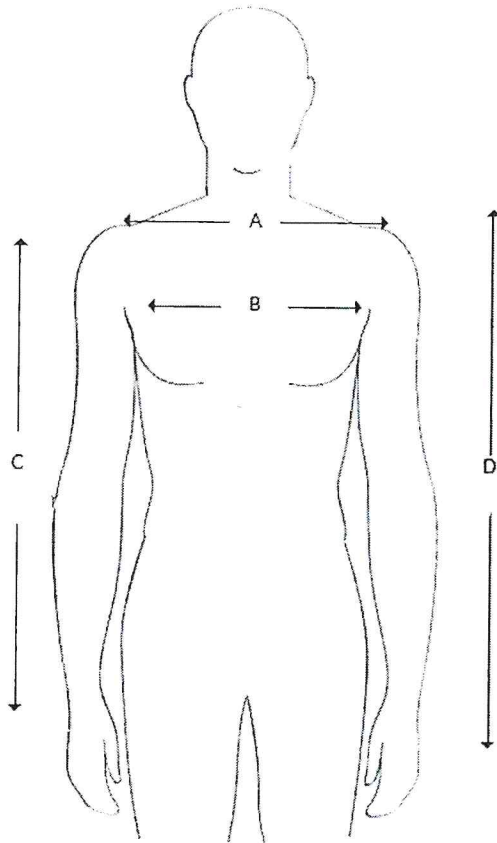
C - SLEEVE LENGTH

The sleeve lenght is the measurement from the shoulder to the wrist

D - FRONT LENGHT

The front lenght is the measurement from the neckline shoulder cut to the waistband

SIZE CHART EASY WINTER WOMAN 2.0



XS	S	M	L	XL
A - 38.80 cm	A - 39.80 cm	A - 41.00 cm	A - 42.20 cm	A - 43.20 cm
B - 49.00 cm	B - 51.00 cm	B - 53.50 cm	B - 56.00 cm	B - 58.50 cm
C - 63.20 cm	C - 64.10 cm	C - 65.00 cm	C - 65.90 cm	C - 66.80 cm
D - 61.40 cm	D - 61.60 cm	D - 63.80 cm	D - 64.00 cm	D - 66.20 cm

A - BACK SHOULDERS WIDTH

The shoulders size must be measured in the back.

It is the measurement from the tip of one shoulder to the other.

B - CHEST WIDHT

The chest size must be measured by passing the meterstick under the armpits.

The chest widht is the mesasurement of the cheast largest part.

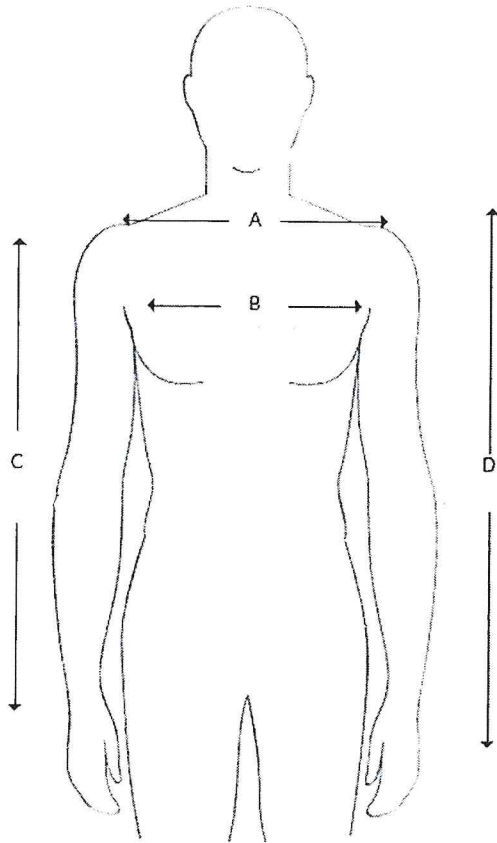
C - SLEEVE LENGTH

The sleeve lenght is the measurement from the shoulder to the wrist

D - FRONT LENGHT

The front lenght is the measurement from the neckline shoulder cut to the waistband

SIZE CHART COLLEGE



S	M	L	XL	2XL	3XL
A - 47.10 cm	A - 48.30 cm	A - 49.50 cm	A - 51.00 cm	A - 52.50 cm	A - 54.00 cm
B - 56.50 cm	B - 59.00 cm	B - 61.50 cm	B - 64.50 cm	B - 67.50 cm	B - 70.50 cm
C - 65.70 cm	C - 67.10 cm	C - 68.50 cm	C - 70.25 cm	C - 72.00 cm	C - 72.75 cm
D - 70.20 cm	D - 72.45 cm	D - 72.70 cm	D - 74.95 cm	D - 75.20 cm	D - 77.45 cm

A - BACK SHOULDERS WIDTH

The shoulders size must be measured in the back.
It is the measurement from the tip of one shoulder to the other.

B - CHEST WIDTH

The chest size must be measured by passing the meterstick under the armpits.
The chest width is the measurement of the chest largest part.

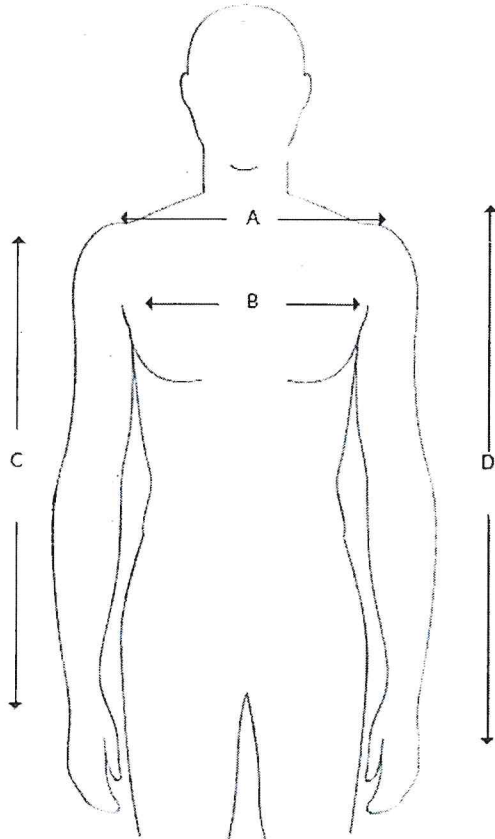
C - SLEEVE LENGTH

The sleeve length is the measurement from the shoulder to the wrist

D - FRONT LENGTH

The front length is the measurement from the neckline shoulder cut to the waistband

SIZE CHART ETHAN WINTER



S	M	L	XL	2XL	3XL
A - 47.10 cm	A - 48.30 cm	A - 49.50 cm	A - 51.00 cm	A - 52.50 cm	A - 54.00 cm
B - 56.50 cm	B - 59.00 cm	B - 61.50 cm	B - 64.50 cm	B - 67.50 cm	B - 70.50 cm
C - 67.45 cm	C - 68.85 cm	C - 70.25 cm	C - 72.00 cm	C - 73.75 cm	C - 74.50 cm
D - 74.10 cm	D - 75.30 cm	D - 76.80 cm	D - 79.80 cm	D - 81.30 cm	D - 82.80 cm

A - BACK SHOULDERS WIDTH

The shoulders size must be measured in the back.

It is the measurement from the tip of one shoulder to the other.

B - CHEST WIDHT

The chest size must be measured by passing the meterstick under the armpits.

The chest widht is the mesasurement of the cheast largest part.

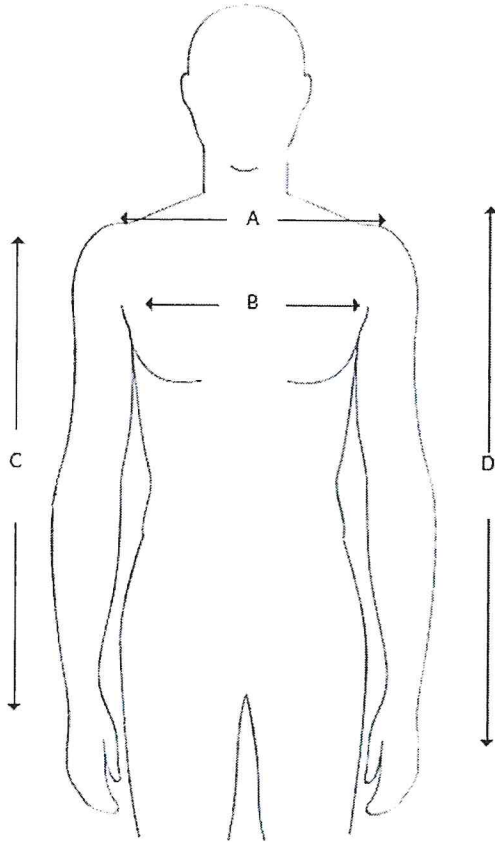
C - SLEEVE LENGTH

The sleeve lenght is the measurement from the shoulder to the wrist

D - FRONT LENGHT

The front lenght is the measurement from the neckline shoulder cut to the waistband

SIZE CHART WINTER PULL



S	M	L	XL	2XL	3XL
A - 47.10 cm	A - 48.30 cm	A - 49.50 cm	A - 51.00 cm	A - 52.50 cm	A - 54.00 cm
B - 56.50 cm	B - 59.00 cm	B - 61.50 cm	B - 64.50 cm	B - 67.50 cm	B - 70.50 cm
C - 65.70 cm	C - 67.10 cm	C - 68.50 cm	C - 70.25 cm	C - 72.00 cm	C - 72.75 cm
D - 68.40 cm	D - 70.55 cm	D - 70.70 cm	D - 72.85 cm	D - 73.00 cm	D - 75.15 cm

A - BACK SHOULDERS WIDTH

The shoulders size must be measured in the back.
It is the measurement from the tip of one shoulder to the other.

B - CHEST WIDHT

The chest size must be measured by passing the meterstick under the armpits.
The chest widht is the mesasurement of the cheast largest part.

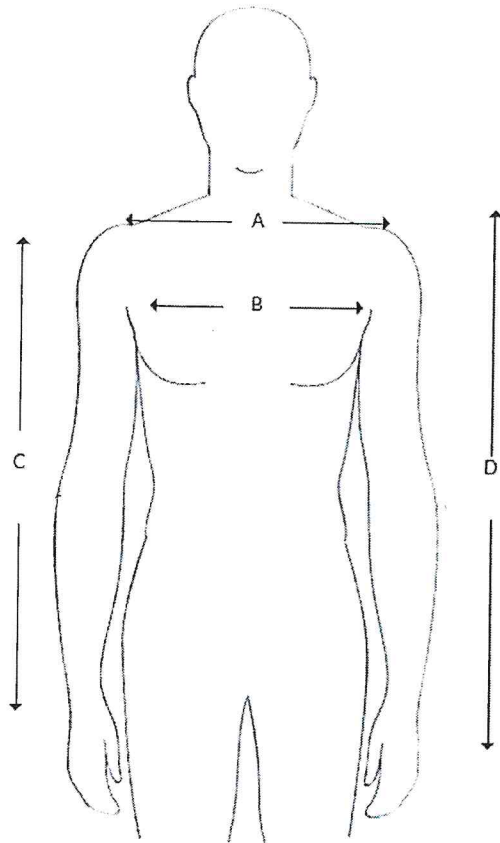
C - SLEEVE LENGTH

The sleeve lenght is the measurement from the shoulder to the wrist

D - FRONT LENGHT

The front lenght is the measurement from the neckline shoulder cut to the waistband

SIZE CHART WINTER PULL BICOLOR



S	M	L	XL	2XL	3XL
A - 47.10 cm	A - 48.30 cm	A - 49.50 cm	A - 51.00 cm	A - 52.50 cm	A - 54.00 cm
B - 56.50 cm	B - 59.00 cm	B - 61.50 cm	B - 64.50 cm	B - 67.50 cm	B - 70.50 cm
C - 65.70 cm	C - 67.10 cm	C - 68.50 cm	C - 70.25 cm	C - 72.00 cm	C - 72.75 cm
D - 70.20 cm	D - 72.45 cm	D - 72.70 cm	D - 74.95 cm	D - 75.20 cm	D - 77.45 cm

A - BACK SHOULDERS WIDTH

The shoulders size must be measured in the back.
It is the measurement from the tip of one shoulder to the other.

B - CHEST WIDHT

The chest size must be measured by passing the meterstick under the armpits.
The chest widht is the mesasurement of the cheast largest part.

C - SLEEVE LENGTH

The sleeve lenght is the measurement from the shoulder to the wrist

D - FRONT LENGHT

The front lenght is the measurement from the neckline shoulder cut to the waistband