


# SEAL D+CTOR



## THE PROBLEM: LEAKY FORK SEALS



## THE CURRENT SOLUTION

### OPTION 1: SERVICE SHOP

TAKE THE BIKE TO THE DEALERSHIP FOR REPAIR OR REMOVE SUSPENSION FROM THE BIKE AND SEND IT IN.

AVERAGE COST: \$80-120 + PARTS

### OPTION 2: REPAIR YOURSELF

BUY SPECIALTY FORK SEAL DRIVER TO FIT YOUR SIZE FORK: \$40-60 PER SIZE

BUY NEW SEAL KIT: \$30-40

BUY NEW FORK OIL: \$20.00

REMOVE FORKS FROM THE BIKE AND FOLLOW COMPLICATED AND VERY SPECIFIC DETAILS FOR A PROPER REPAIR.

### SUMMARY:

- COMPLICATED AND EXPENSIVE
- TIME OFF THE BIKE

Most dirt bike riders are faced with leaky fork seals several times a year. They are challenged to repair a complicated system which requires specialty tools, or they are forced to pay for an expensive repair bill. The average price for fork seal repair can range from \$80.00-\$120.00 + parts. Additionally, it can ruin a race day. Having the ability to quickly and easily repair a leaky fork seal at the track can save repair costs, race entry fees and salvage valuable title points!



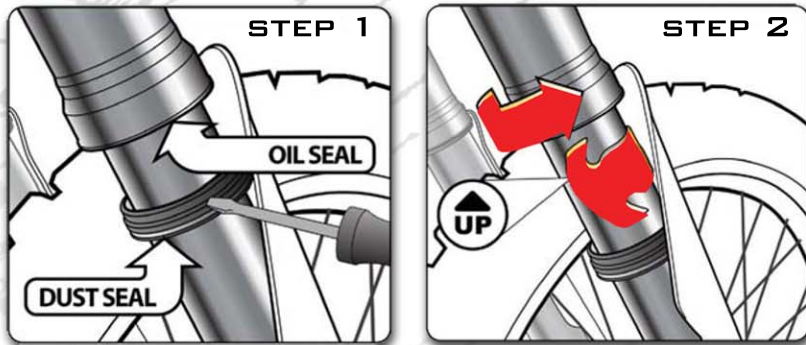
- ❏ PREVENTS AND CURES LEAKY FORK SEALS IN SECONDS!
- ❏ JUST SNAP ON AND TWIST
- ❏ FITS ALL FULL SIZE BIKES FORK DIA 45MM TO 55MM
- ❏ REMOVES THE DIRT THAT CAUSES LEAKY SEALS
- ❏ PROTECTIVE HOLDER FOR TOOL STORAGE INCLUDED
- ❏ MADE FROM SUPER STRONG POLYACETYL
- ❏ SAVES TIME AND MONEY!



PROTECTIVE HOLDER

# SEAL DOCTOR

\*PATENT PENDING




#### DIRECTIONS:

1. Gently pry the dust seal down using a flat blade screwdriver, taking care not to damage the fork leg. Wipe away any visible dirt or water with a clean cloth.

2. Snap the Seal Doctor onto the fork leg with the **UP** symbol towards the oil seal. Slide the cleaning hook gently under the seal lip and rotate a full 360 in the direction shown. Using the lower hook, repeat for the dust seal.

3. Wipe the fork leg clean before pressing the dust seal back into position.

**\*The Seal Doctor removes the dirt that causes leaky for seals, but always check fork leg for scratches, repair if necessary and replace damaged fork seals.**

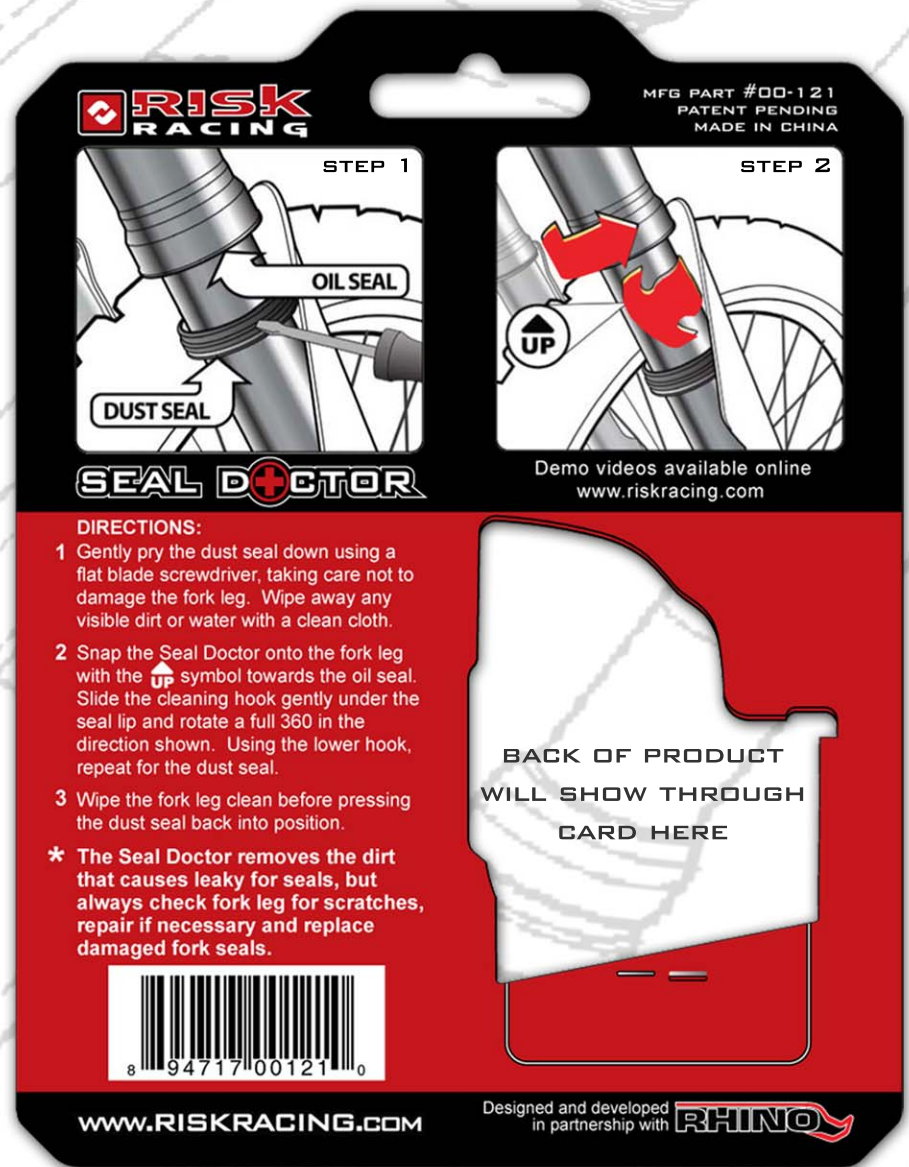


# SEAL DOCTOR

\*PATENT PENDING



FRONT



BACK