



Fitting Instruction

Part-No. : **100B030T**
 Product : **Steering damper**
 Vehicle-Manufacturer : **BMW**
 Model (Type) : **R 1200S (R12S) 2006→**

Mounted Steering damper



Parts list:

1 steering damper, 70mm stroke	(A)	2 screws M8 x 45
1 body clamp Ø22,3mm	(B)	2 screws M5 x 16
2 spacers Ø14 x 2.9 x 12mm	(D)	
2 stainless chamfered bushes, Ø15 x 6	(E)	
1 O-Ring, 12x3mm	(F)	

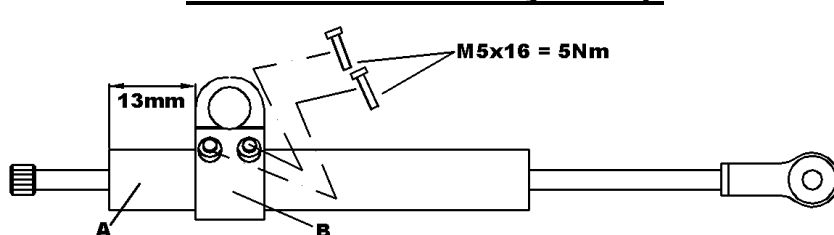
Check for completeness

Important! If you are not a trained motorcycle mechanic stop now. Ask a local motorcycle shop to do the work for you.

Please make sure that the steering damper is not used as a steering stop! Check all screw connections at last and start with lowest damping for first ride!

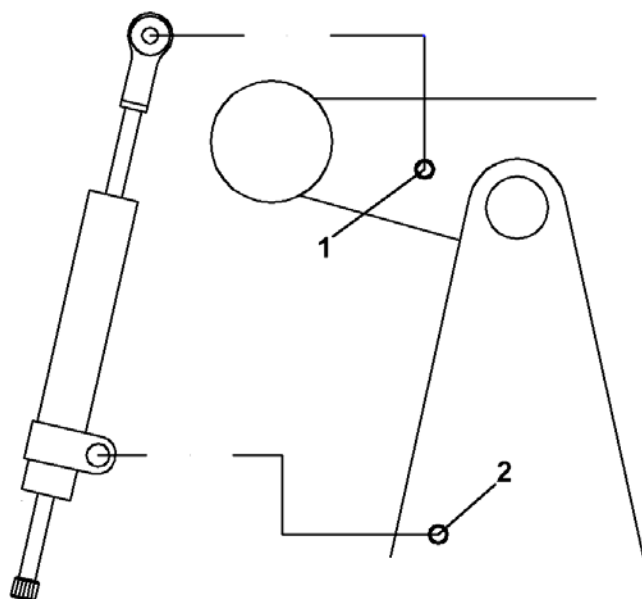
If not otherwise mentioned, the following tightening torques are recommended: M5 = 5Nm/3.7lbf ft, M6 = 10Nm/7.4lbf ft, M8 = 20Nm/14.8lbf ft

Position of the body clamp

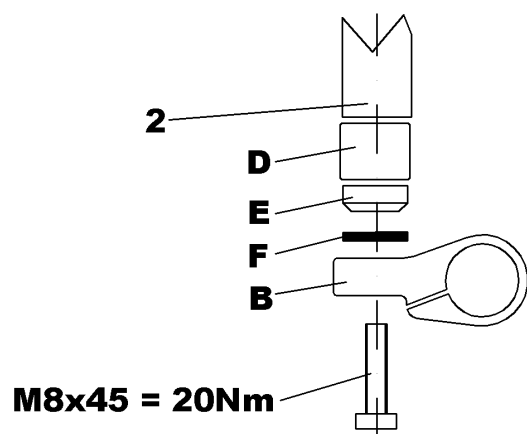


1. Fix body clamp (B) on the steering damper (A) as shown. Follow the fitting instruction that is attached to the body clamp (B).

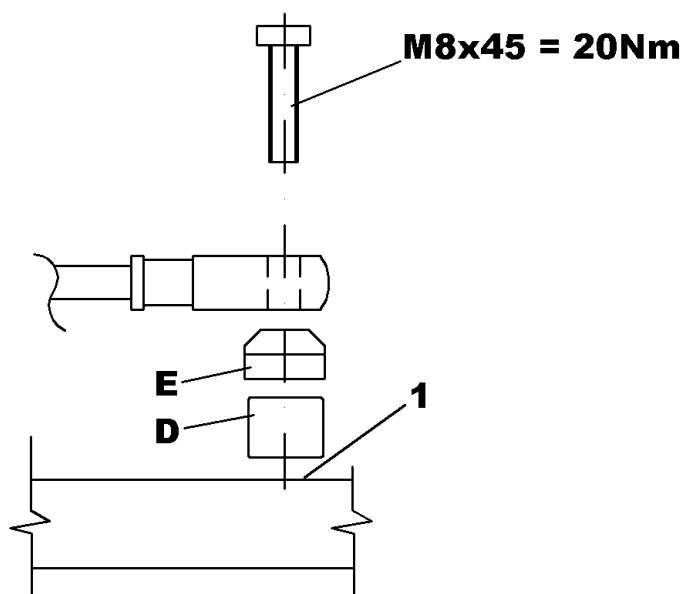
Fitting the steering damper



Fitting the body clamp



Fitting the damper rod



2. Fit body clamp (B) from underneath with M8x45, stainless chamfered bush (E), o-ring (F) and spacer (D) on the original mounting point (2) as shown.

3. Then mount the damper rod from above with M8x45, stainless chamfered bush (E) and spacer (D) on the original mounting point (1).

Please make sure that the steering damper is not used as a steering stop! Check all screw connections at last and start with lowest damping for first ride!