

PORTAVALIGIE LATERALE SPECIFICO - SPECIFIC TUBULAR SIDE-CASE HOLDER
 PORTE-VALISES LATÉRAUX SPÉCIFIQUE - SPEZIFISCHES STAHLROHR-SEITENTRAEGER
 PORTA MALETAS LATERALES ESPECÍFICO

KAWASAKI ZZR1400

2012

ISTRUZIONI DI MONTAGGIO - MOUNTING INSTRUCTIONS
 INSTRUCTIONS DE MONTAGE - BAUANLEITUNG - INSTRUCCIONES DE MONTAJE

①



SUPPORTO LATERALE
 SIDE SUPPORT
 SUPPORT LATÉRAL
 HALTERUNG
 SOPORTE LATERAL

Q.TY n.2(dx-sx)

②




SUPPORTO PIASTRA
 PLATE SUPPORT
 SUPPORT PLATINE
 PLATTEHALTERUNG
 SOPORTE PLETINA

GL2149

Q.TY n.1


③



DADO A.B. M6
 FLANGIATO
 BOLT M6
 ECROU M6
 MUTTER M6
 TUERCA M6

Q.TY n.4

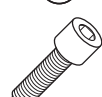
④



VITE TCEI M6x25mm
 SCREW
 VIS
 SCHRAUBE
 TORNILLO

Q.TY n.4


⑤



VITE TCEI M8x45mm
 SCREW
 VIS
 SCHRAUBE
 TORNILLO

Q.TY n.2

⑥




8COP

COPRIDADO M6
 BOLT CAP
 CACHE ECROU
 STOPSMUTTER
 TAPA TUERCA

Q.TY n.4

⑦



Z822

COPRIVITE Ø6mm
 Z822
 SCREW CAP
 CACHE VIS
 STOPSSCHRAUBE
 TAPA TORNILLO

Q.TY n.4

⑧

PARTICOLARI INCLUSI NEL KIT VITERIA DELLA PIASTRA
 COMPONENTS INCLUDED IN THE FITTING KIT OF THE PLATE
 PIÈCES INCLUES DANS LE KIT DE VIS DE LA PLATINE
 DIE EINZELNEN TEILE SIND BEI MONTAGEKIT DER PLATTE ENTHALTEN
 DESPIECES INCLUIDOS EN EL KIT DE ANCLAJES DE LA PARRILLA

Q.TY n.-

⑨

VITERIA ORIGINALE
 ORIGINAL SCREWS
 VIS ORIGINALES
 ORIGINAL-SCHRAUBEN
 TORNILLOS ORIGINALES

Q.TY n.-

