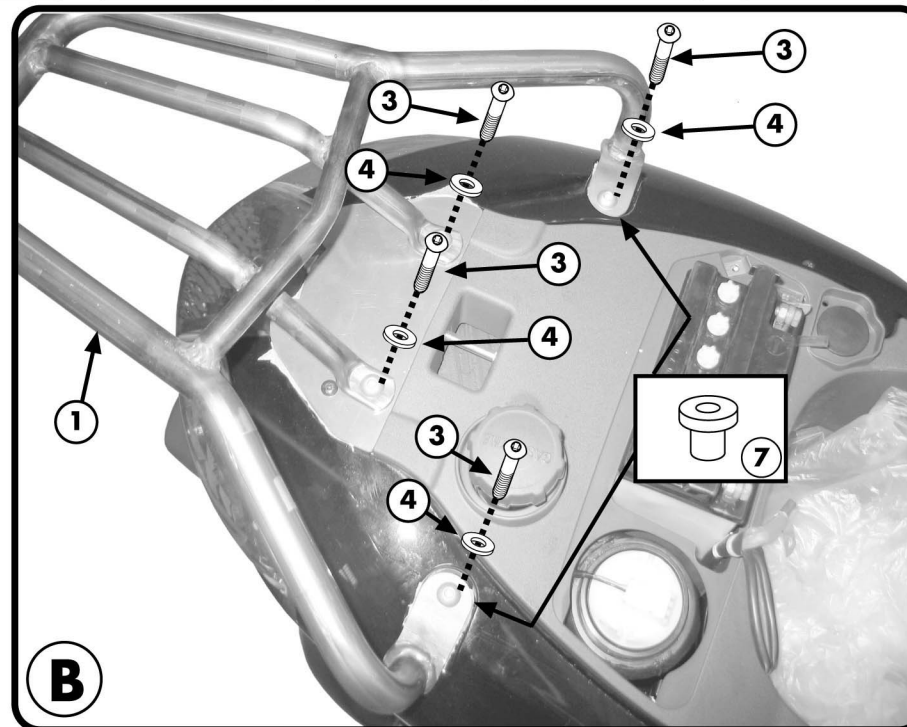

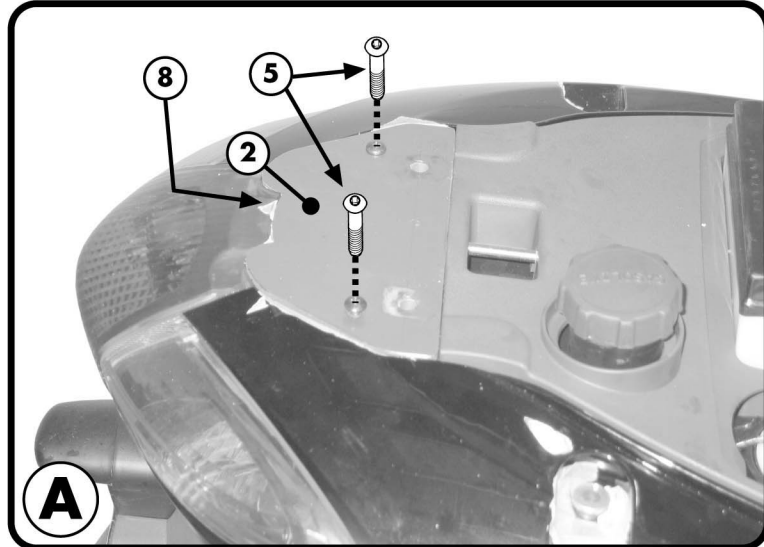
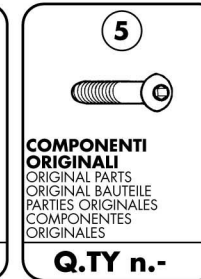


PORTAVALIGIA SPECIFICO - SPECIFIC CASE HOLDER
 PORTE-VALISE SPECIFIQUE - SPEZIFISCHER KOFFER-TRÄGER
 PORTA-EQUIPAJE ESPECIFICO

PIAGGIO FLY 50-125 2004

ISTRUZIONI DI MONTAGGIO - MOUNTING INSTRUCTIONS
 INSTRUCTIONS DE MONTAGE - BAUANLEITUNG - INSTRUCCIONES DE MONTAJE



ATTENZIONE:
PRIMA DI
POSIZIONARE LA
PIASTRINA,
METTERE I
DISTANZIALI

¡ATENCIÓN!:
ANTES DE
MONTAR LA
PLETINA N° 2,
MONTAR LOS
DISTANCIADORES

ATTENTION:
BEFORE PLACING
THE SMALL PLATE,
INSERT THE SPACERS.

ATTENTION :
AVANT DE FIXER
LA PLATINE N°2,
METTRE LES
ENTRETOISES N°6

ACHTUNG:
BEVOR DAS PLATTCHEN
ZU BEFESTIGEN,
POSITIONIEREN SIE
DIE DISTANZSTÜCKE.

